

ensoTM

C L O C K

Welcome!



salubrionTM
www.salubrion.com

Table of Contents

- 3 The Enso Clock Story
- 4 Setting the Clock
- 6 Setting and Using the Timer
- 8 Setting the Alarm
- 10 Setting the Audio Alert
- 12 Interval Timing
- 13 Additional Features
- 15 Limited Warranty

The name **salubrion** is derived from the word **salubrious**—meaning to promote health and well-being. **salubrion** is committed to creating products that are true to the origin of its name.

The **enso**[™] Story C L O C K

Enso, the Japanese word for *circle*, is a symbol of enlightenment, elegance, and the universe. Drawn with a single clockwise brushstroke, this Japanese symbol inspired the design of the **salubrion Enso Clock**.



During a timer, the **Enso Ring** is slowly *brushed* around the clock display, abstractly showing the relative amount of elapsed time. This subtle display of time frees your mind from the distracting thought of numerical minutes and seconds.

Soothing chimes from Tibetan & Japanese singing bowls and bells gently indicate the completion of a timer or alarm.

Setting the Clock

Press

Clock



Sets the current time.
(hold for fast scrolling)



Toggles between 12- and
24-hour time formats.



Accepts changes to clock.



Discards changes
to clock.



Setting and Using the Timer

Press

Timer

See Page 12 to learn about Interval Timing.



Sets the time of current interval.
(hold for fast scrolling)



Hold to add new interval.
Press to advance to next interval.



Hold to delete current interval.
Press to return to previous interval.



Hold to store or delete timer in memory.
Press to recall timer in memory.



Starts or Pauses timer.



Discards changes or
Stops timer.



Setting the Alarm

Press

Alarm



Sets the alarm time.
(hold for fast scrolling)



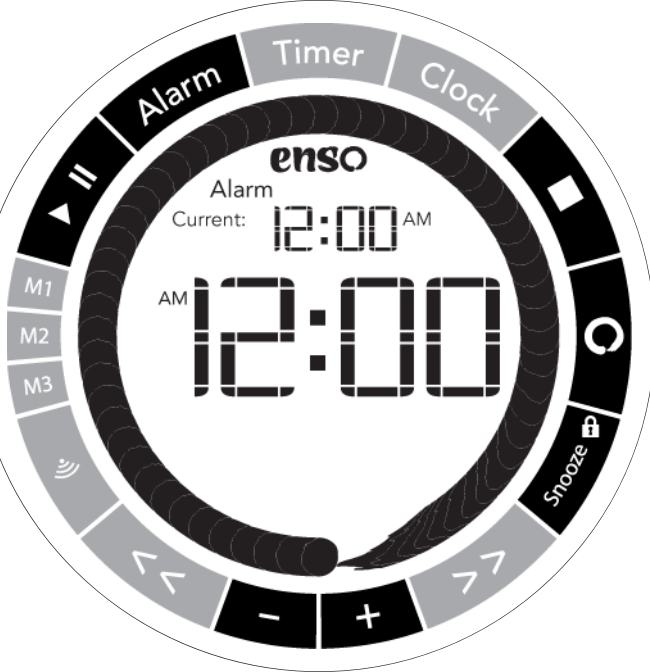
Sets alarm.



Cancels alarm.



Snoozes alarm.



Setting the Audio Alert

Use to set the type of audio alert that signals the end of an alarm or timer

Press



Adjusts the volume of audio alert.
Audio alert is muted if level 0 is selected.



Changes selected audio tone.



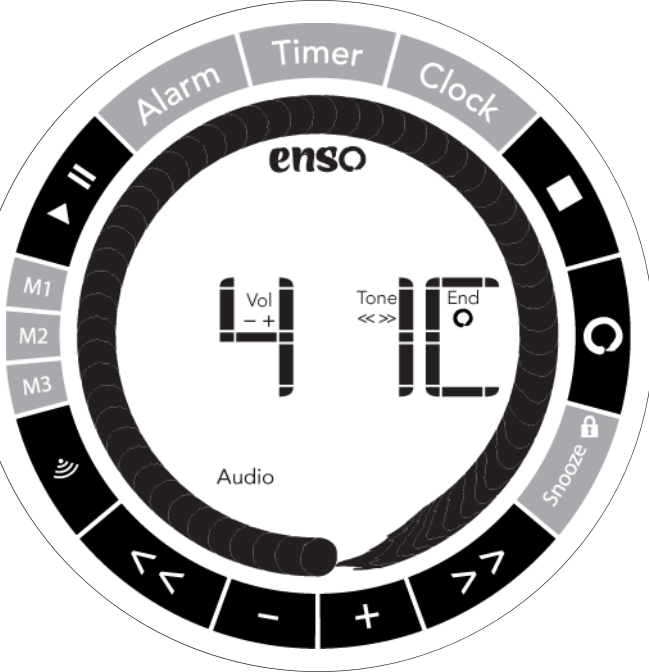
Changes the duration of final audio alert.
(□ = continuous, ◻ = double chime)



Accepts changes.



Discards changes.



Interval Timing

The Enso Clock is capable of Interval Timing. Intervals are individual timers that run sequentially and comprise a longer overall timing session. Up to 50 Intervals are possible.



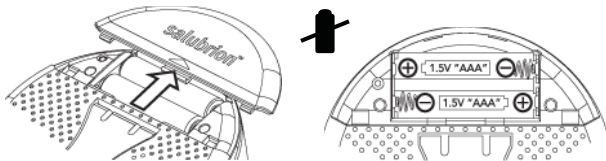
Example

Interval		
1	2	3
20 min	▶ 15 min	▶ 10 min

See Page 6 to learn about setting intervals.

Additional Features

When the low battery icon appears on the screen, the 2-AAA batteries must be replaced.



Toggles backlight on and off. If timer is running, hold down button to hide or show the full numerical display.



Hold to lock or unlock the keypad.

FCC Compliance Statement

This device complies with part 15 of the FCC rules. Operation is subject to the following two conditions: (1) This device may not cause harmful interference, and (2) this device must accept any interference received, including interference that may cause undesired operation. See instructions if interference to radio or television reception is suspected.

Radio and Television Interference

Warning: Changes or modifications to this unit not expressly approved by the party responsible for compliance could void the user's authority to operate the equipment.

NOTE: This equipment has been tested and found to comply with the limits for a Class B digital device, pursuant to Part 15 of the FCC Rules. These limits are designed to provide reasonable protection against harmful interference in a residential installation. This equipment generates, uses, and can radiate radio frequency energy and, if not installed and used in accordance with the instructions, may cause harmful interference to radio communications. However, there is no guarantee that interference will not occur in a particular installation. If this equipment does cause harmful interference to radio or television reception, which can be determined by turning the equipment off and on, the user is encouraged to try to correct the interference by one or more of the following measures:

- Reorient or relocate the receiving antenna.
- Increase the separation between the equipment and receiver.
- Connect the equipment into an outlet on a circuit different from that to which the receiver is connected.
- Consult the dealer or an experienced radio TV technician for help.

Industry Canada Statement

This Class B digital apparatus complies with Canadian ICES-003.
Cet appareil numérique de la classe B est conforme à la norme NMB-003 du Canada.

European Community

Complies with European Directive 89/336/EEC.

Salubrion, LLC Limited Warranty

This limited warranty extends to original consumer purchaser or any person receiving this product as a gift from the original consumer purchaser and to no other purchaser or transferee.

Limited One (1) Year Warranty

Salubrion warrants this product against defects in materials or workmanship for a period of one (1) year after the date of original retail purchase. During this period, Salubrion will repair or replace a defective product or part, at their discretion, with a new or refurbished product or part without charge to you. You must deliver the entire product to Salubrion. You are responsible for all transportation and insurance charges for the unit to and from the Salubrion's Service Center.

Your Responsibility

The above warranty is subject to the following conditions: (1) You must retain your bill of sale or provide other proof of purchase. (2) You must notify Salubrion within thirty (30) days after you discover a defective product or part. (3) All warranty servicing of this product must be made by Salubrion or a Salubrion Authorized Service Station. (4) Salubrion warranties are effective only if the product is purchased and used in the same continent territorial regions. (5) Warranties extend only to defects in materials or workmanship as limited above and do not extend to any product or parts which have been lost or discarded by you or to damage to products or parts caused by misuse, accident, damage caused by Acts of God, improper maintenance or use in violation of instructions furnished by us; or to products which have been altered or modified. (6) A physically damaged product is not acceptable for repair or exchange whether in or out of warranty and will be returned as received.



Thank you!

1.866.443.9344
U.S. & Canada

1.617.938.3920
International

© Copyright 2007 Salubrion, LLC. All rights reserved.

salubrion[™]
www.salubrion.com

WG-EC-100-1.1